



YOUR GUIDE TO SHUTTERS



CONTENTS



Introduction	4-5
Why choose shutters?	6-7
Shutter solutions for all shapes & sizes	8-9
The Collection	10-15
Choosing a shutter that's right for you	16-17
Colour options	18-19

AN INTRODUCTION TO SHUTTERS

Shutters are a stylish and versatile option as they are available in a range of colours and can be made to fit any size window or door. Whether you enjoy contemporary modern living, have a period home or a cool city pad, we can help find a stunning shutter to meet your specific needs.


Our shutters collection includes an extensive colour palette with a huge choice of gorgeous painted, stained and natural finishes. If you prefer to create your own style or if you're looking for a specific colour, choose a custom colour option and explore tones that suit your taste.

We also provide the ideal solution for awkward or unusual shaped windows as our shutters can be made to perfectly fit almost any form. From arched to hexagonal or circular to triangle – and anything in between!



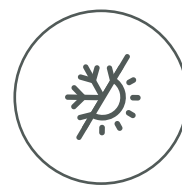


WHY CHOOSE SHUTTERS?



LIGHT CONTROL

Shutters give you great light control within your home. Louvres can be adjusted to filter in as much light or as little light as you wish.



INSULATION

Not only do shutters reduce noise from the outside, they also act as a second layer over your window to help retain heat within your home, and save on the energy bills.



PRIVACY

Shutter louvres can be adjusted to ensure you can still filter the light without compromising your privacy.



BESPOKE

All our shutters are made to measure, ensuring a perfect fit every time and making them completely bespoke to your property.



STYLE

On top of all the performance features, shutters are an elegant window covering that works timelessly with all styles and tastes.

A SHUTTER SOLUTION

FOR ALL SHAPES & SIZES




FULL HEIGHT

This type of shutter covers the whole window. Full height shutters can also have a divider rail or a louvre split, to operate the slats above and below independently and further control the light in your room.



TIER-ON-TIER

Two sets of panels, one on top of the other that open and operate independently of each other. They are extremely versatile and give excellent privacy and light control.



CAFÉ STYLE

Café shutters only cover part of the window, which gives a continental look and feel. This shutter style is perfect for darker rooms, letting natural light in whilst maintaining privacy.



SOLID

Shutters that are solid wood panels and completely cover the window and outside view, providing great insulation.



SHAPED

Bespoke panels that fit shaped and awkward windows. This type of shutter is brilliant for making the most of original architecture.



TRACKED

These shutters slide on a track in front of large windows or doors, giving easy access. They can be pulled right back to let the light stream in.



MDF is our contemporary choice of shutter. Not only is this range durable, as it's made from MDF and coated in polymer, it's a more affordable option and has a wipe clean surface. It's a recommended option for high traffic areas within the home. The Seattle range is available in 9 colours.

Recommended for: Living rooms, Bedrooms and Children's bedrooms

THE COLLECTION

Shutters aren't just a brilliant window covering solution, they can also make a great feature piece within a room. Their combination of versatility with privacy allows shutters to suit all types of room, whilst looking just as good on the outside as they do from the inside.





Our Wood collection is made from premium hardwood, with an engineered core to prevent the possibility of warping. They have a stunning tight grain with a smooth finish, and are well suited to rooms that require extra durability. The range comes in a choice of 45 stains and colours, and can have a custom colour finish.

Recommended for: All types of rooms

Made from MDF panels and frames and polymer louvres, this range looks as good as a real wood shutter but has more durability. Available in a range of 24 stunning colours.

Recommended for: Patio doors, bi-fold doors



The Wood and MDF shutter range is crafted from durable hardwood. These shutters work well in any type of setting, be it contemporary, traditional or country living. Hardwood panels and MDF frames ensure this range is high quality whilst still low cost. The Boston collection is available in 24 colour options.

Recommended for: All types of rooms



Our Waterproof shutter range is highly resistant to water, so makes another great shutter choice for kitchens and bathrooms. The Hollywood range has superior strength to prevent warping, denting and chipping and has a beautiful matte finish. This robust shutter is available in a range of 23 colours.

Recommended for: Bathrooms, Kitchens and Wetrooms

CHOOSING A SHUTTER

THAT'S RIGHT FOR YOU

Our shutters are tailor made to your individual taste and requirements. Our expertise means we can create the perfect shutter for pretty much any shaped window we come across, be it large, small, contemporary or period.



LOUVRE SIZES

The size of your window will dictate the size of the louvres suitable for your shutters. The bigger your window, the bigger your louvres will need to be. Louvres come in 47mm, 63mm, 76mm, 89mm and 114mm slat widths.

TILT OPTIONS

We have three options for you to filter the light. These are:

- **Central fixed tilt rod**
- **Offset fixed tilt rod**
- **Easy tilt – our completely hidden tilt system**

































CUSTOM COLOUR SERVICE

We have an extensive colour palette across our shutter range. If you're looking for a bespoke colour, our custom colour matching service will be able to create shutters that match it perfectly.











COLOUR OPTIONS

|

					
001 Pure White	002 Extra White	003 Silk White	001 Pure White	003 Silk White	006 Pearl
					
004 Vellum	006 Pearl	007 Ivory Lace	012 Crisp Linen	019 String	032 Sea Mist
					
009 Creamy	011 Cameo	012 Crisp Linen	049 Stone Grey	051 Brown Grey	080 Taupe Grey
					
013 Bisque	014 Alabaster	016 Butter			
					
019 String	032 Sea Mist	042 Hall Gray			
					
045 Elephants Air	046 Ice	048 Chai			
					
049 Stone Grey	051 Brown Grey	053 Clay			
					
063 Decorators White	080 Taupe Grey				

Montana

		
108 Rustic Grey	109 Weathered Teak	110 Limed White
		
114 Taupe	202 Golden Oak	204 Oak Mantel
		
205 Medium Oak	211 Medium Cherry	212 Dark Teak
		
215 Cordovan	219 Mahogany	220 New Ebony
		
221 Black Walnut	227 Red Oak	220 Rich Walnut
		
230 Old Teak	232 Red Mahogany	237 Wenge
		
862 French Oak	233 Dark Mahogany	242 Auburn
		
252 Toffee		

Shutter & Shade

		
C4001 Snow White	C4101 Steel Grey	C4102 Terra
		
C4103 Mineral	C4104 Dusk	C4201 Black Ink
		
C4402 Mocha	C4504 Desert	C4510 Brie
		
C4601 Green		



